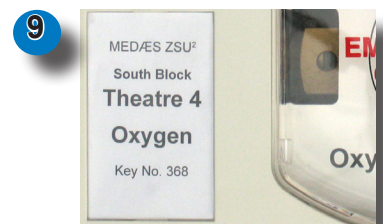






ZSU² - Zone Service Unit



Key Features

1. Superior aesthetics
2. Break out plastic window
3. 100% corrosion proof design
4. Internally mounted pressure switches
5. High quality 1st fix design
6. Corrosion resistant 2nd fix
7. Large 28mm bore vacuum option
8. Door tamper reed switch
9. Integral location and key ID panel

Benefits

- Blends seamlessly with modern hospital environments
- An intuitive method of reliable and safe emergency access
- No painted steel or sacrificial protection
- Easy access and are installed without hot-works or pipe fittings
- Aluminium 1st fix enclosure provides lightest possible construction
- Carefully profiled fire retardant and UV stabilised ABS (V0 rated) finish for inherent corrosion protection
- Oversized bore provides lower pressure drop over conventional 22mm valve for high gas flow areas
- ZSU2 access alarm for critical gases like oxygen and medical air for life support applications, which indicates unauthorised access to valves
- All valves should be labelled for HTM02-01 compliance. The smart looking ID panel provides a convenient place for including this

Life
is in the
details.



Increased Functionality

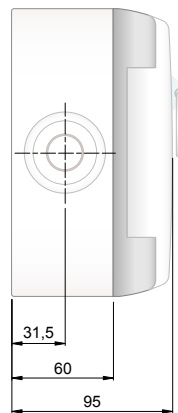
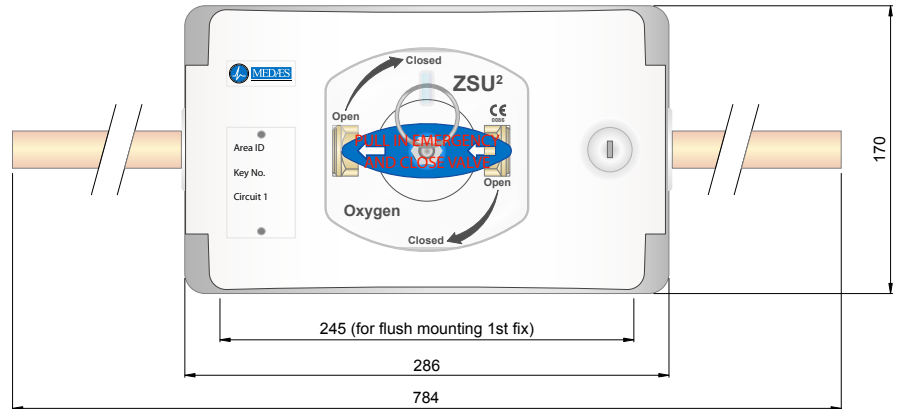
The BeaconMedæS Zone Service Unit (ZSU²) provides you with more functionality than ever before. Optional extras such as pressure switch mounting and a door-tamper reed switch are just a few of the beneficial features.

The ZSU² includes an intuitive method of reliable and safe emergency access. A firm tug on the ring pull breaks the front portion of the window free to provide unhindered access.

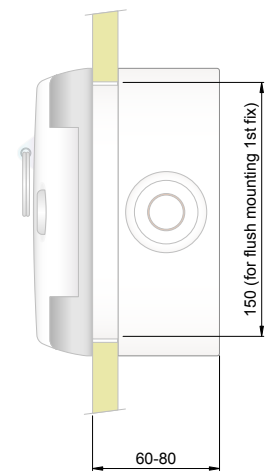
The all aluminium 1st fix enclosure and carefully profiled fire retardant and UV stabilised ABS (V0 rated) 2nd fix combine inherent corrosion resistance and high strength, in the lightest possible construction.

Summary of Benefits


- 100% corrosion proof design - no painted steel or sacrificial protection
- Monitoring of the emergency access window provides added security in critical care areas
- Break out plastic window provides safe access in an emergency
- An aesthetically superior appearance, blending seamlessly with modern hospital environments
- Internal pressure switches provide easy access and are installed without hot-works or pipe fittings



Surface Mount



Flush Mount



1st Fix Mounting Details

BeaconMedæS

Part of the Atlas Copco Group
 Telford Crescent, Staveley,
 Derbyshire, S43 3PF, England
 Tel: +44 (0) 1246 474 242
 www.beaconmedaes.com

